



**Kalkine**<sup>®</sup>  
PROFESSIONAL

# **Kalkine Professional**

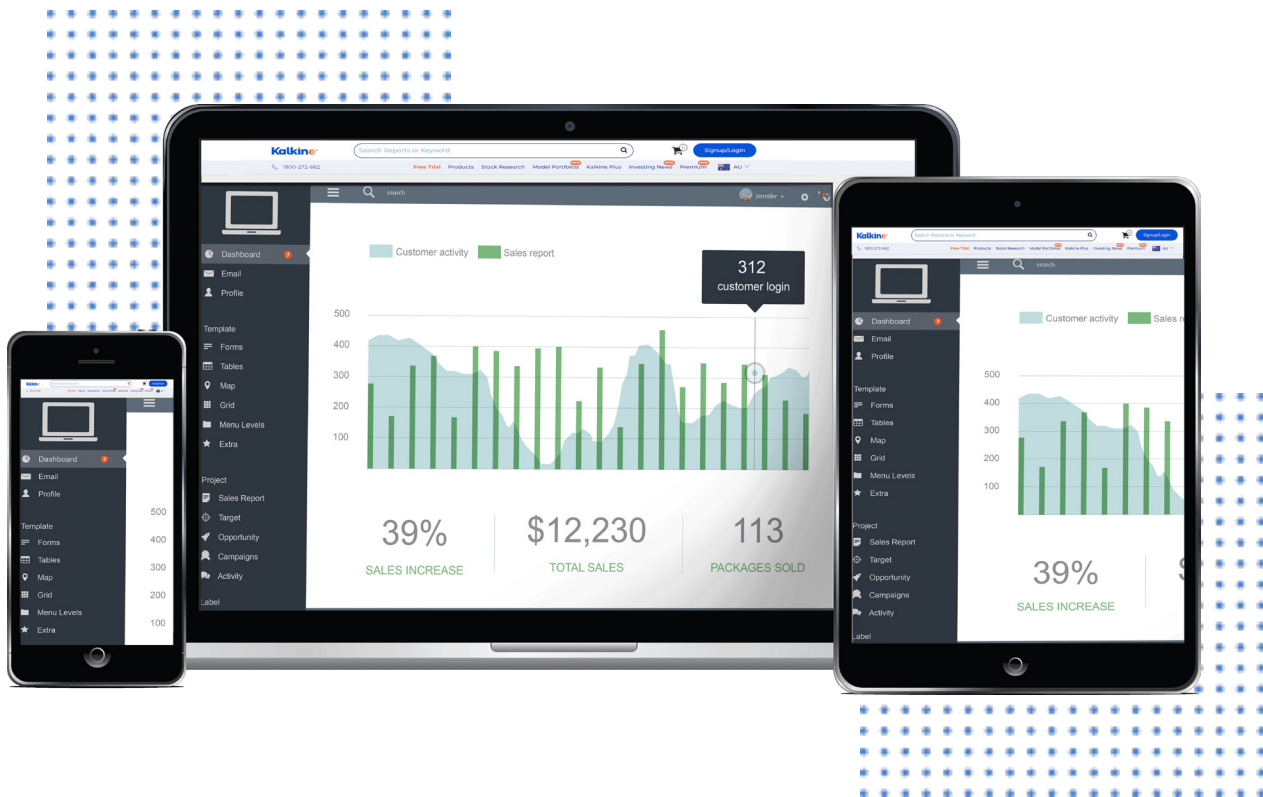
## **Powerful and Actionable Stock Research Solutions for Professionals**

# An Independent Equities Research Firm for Professionals

Kalkine Professional provides Equity Research solutions to Financial planners and investors in varied sectors for intelligent decision making. The aim is to identify trending themes, and cover stocks in diverse sectors.

Kalkine's reports provide comprehensive fundamental and technical analysis on stocks typically with an objective to provide Buy, Sell or Hold recommendations as a general advice only.

**Kalkine's research services are present across 5 different geographies namely Australia, United States, United Kingdom, Canada and New Zealand.**



Company: ABC Group Ltd., Data Source: REFINITIV, Analysis by Kalkine Group

# Global Company Research



## Global Fully Charged Report



## American Tech Report



## Kalkine Resources Report

Kalkine Professional provides access to diverse theme-based global company research reports, daily market updates, and commodity price updates, from a team of experienced professionals. The aim to identify new ideas and opportunities for investors in the stock market and our analysis provides actionable insights in the form of 'Buy', 'Sell' and Hold recommendations. Kalkine Professional is a one-stop shop for enhancing your stock market understanding. Look no further and get access to our subscription of daily, weekly, and or fortnightly research reports.

### Table of contents:

#### Section 1: Company Overview and Fundamentals

1.1: Company Overview

1.2: The Key Positives, Negatives, Investment Highlights and Risks

1.3: Top 10 Shareholders

1.4: Key Metrics

#### Section 2: Business Updates and Financial Highlights

2.1: Recent Business Updates

2.2: Financial Insights

#### Section 3: Key Risks and Outlooks

3.1: Key Risks

3.2: Company Outlook

#### Section 4: Stock Recommendation Summary

4.1: Price Performance and Technical Summary

4.2: Fundamental Valuation

#### Summary Table

Summary Table	MU
Average Volume	18.25mn
Shares Outstanding	1.09bn
Free Float	1.08bn
P/E (TTM) <sup>1</sup>	7.09
Market Cap	USD 59.91bn
EPS (TTM) <sup>1</sup>	USD 7.73
Annualised Dividend	USD 0.46
Annualised Dividend Yield (TTM) <sup>1</sup>	0.8%
Dividend ex-date	7-OCT-2022
Dividend pay-date	26-OCT-2022
ROE (TTM) <sup>1</sup>	18.51%

<sup>1</sup>Ratios such as P/E, EPS, Dividend Yield, ROE are on trailing twelve month basis, which are subject to change based on certain factors such as company performance and stock price changes.

#### 4.1: Price Performance and Technical Summary

##### Stock Performance

6-month ( + 23.01%)

1-year ( + 22.40%)

The stock is trading below the average of 52-week high price of USD98.45 and 52 week low price of USD48.45, providing an accumulation opportunity



# Gain Confidence with Kalkine Professional

Getting access to global stock research covering varied themes, macro-micro environment with prudent risks-reward comparison has never been easy. Kalkine Professional is one of the most diversified equity research platforms which covers 1000+ stocks globally listed in Australia, New Zealand, United States, United Kingdom, and Canada.

**Apple Inc**  
AAPL · NASDAQ  
**172.07** USD 0.00 0.00%  
Last update at May 16, 19:59 EDT

**GOODMAN GROUP**  
GGM · ASX  
**20.04** AUD -0.19 -0.94%  
Last update at May 17, 16:32 GMT+10

**Microsoft Corp.**  
MSFT · NASDAQ  
**311.74** USD +2.28 +0.74%  
Last update at May 16, 19:59 EDT  
311.40 USD -0  
Pre-Market. Last update a

Image Source: TradingView

## Our prudent stock screening process identifies trending opportunities

Kalkine Professional provides insights on quality stocks at reasonable prices as identified based on robust screening process. These screeners are developed in-house by the research team to identify sustainable and or growth-oriented business models typically providing stable dividends and return on equities for mid-to-long term scenarios.

Companies Data		Description											
Screener Results : <input type="text" value="Select Columns"/>													
Ticker Company Name	Close Price (AUD)	Current Dividend Yield (TTM)	Mean Consensus Rating	Consensus Mean Target Price (AUD)	Analyst Coverage (Total)	Revenue Growth (5Y Avg)	Net Profit Growth (5Y Avg)	ROE (5Y Avg)	Historical Dividend Yield (5Y Avg)	Dividend Growth (5Y Avg)	Growth in Operating Cash Flows (LTM)	ROIC (LFY)	Current Price (% change from close price*)
ABC Ltd	7.4	3.20%	Buy	7.26	6	16.00%	17.00%	27.30%	3.30%	17.50%	23.20%	24.20%	7.22 (-2.46%) ↓
DEF Ltd	3.65	4.50%	Hold	3.94	9	14.90%	41.40%	18.40%	4.10%	11.90%	10.90%	25.50%	3.61 (-1.1%) ↓
GHI Ltd	23.04	2.30%	Buy	24.34	17	11.90%	53.50%	30.50%	2.70%	15.90%	12.50%	11.50%	23.13 (0.39%) ↑

### Illustrative Momentum Score

**Momentum Score**

Parameter	RSI (Daily)	RSI (Weekly)	21-Day SMA	10-Day SMA	Parabolic SAR (Daily)	MACD Histogram (Daily)
Value	52.74	39.80	0.340	0.310	0.265	0.0040
Trend Indication	↑	↓	↑	↑	↑	↑

**Observations:** The leading indicator RSI (14-period) is above the midpoint on the daily chart, indicating an upside momentum in the stock; however, the weekly RSI is below the midpoint. The current market price (CMP) is above the trend-following indicators 21-Period SMA, 10-Period SMA and Parabolic SAR, further supporting a positive bias. Moreover, the MACD histogram is also trading in positive territory.

Data Source: REFINITIV, Analysis: Kalkine Group; Note: Momentum score is based on certain criteria's been met for technical indicators such as Relative Strength Index (RSI), Simple Moving Average (SMA), Parabolic SAR ,and MACD Histogram.

# Get Access to Diverse Model Portfolios

Kalkine identifies 'Model Portfolios' to be an opportunity area for different types of audiences as general advice only. The Model Portfolio refers to a hypothetical investment tool for selecting a suite of stocks (typically 10-15) based on low, medium, and or high-risk tolerance levels and holding tenure expectations.

- Model Portfolios are pre-built portfolios of selected stocks that are reviewed on a regular basis based on quantitative parameters.



## Value Model Portfolio

Identifies undervalued stocks to Buy and Hold for upto 2 years or less in Low-to-Medium Risk Category



## Growth Model Portfolio

Identifies high-growth potential stocks to Buy and Hold for upto 2 years or less in Mid-to-High-Risk Category



## Momentum Model Portfolio

Identifies stocks with short-term upside potential using technical analysis for upto 2 months or less in High-Risk Category

## Value Model Portfolio

Kalkine's Value Model Portfolio is based on equity asset allocation philosophy across diversified sectors including stocks that typically are trading below the intrinsic value.

Kalkine follows an exclusive FIVE-T framework in selecting stocks within each tactical sector allocation.



### Value Model Portfolio Hypothetical Exposure



Note:  
 \*Investment refers to Hypothetical Exposure in Value terms (AUD).  
 \*\*Initial Investment that is the initial hypothetical exposure in value terms at the beginning of year i.e. 1st Feb 2021 is assumed to be AUD 10,000 in the above case.  
 \*\*\*Past performance is neither an indicator nor a guarantee of future performance.

## Growth Model Portfolio

This model portfolio is constructed based on the goal of an aggressive growth-oriented portfolio, taking long-term predicted risk adjusted returns into consideration across sectors such as new age businesses, fintech, new and renewable energy to name a few.

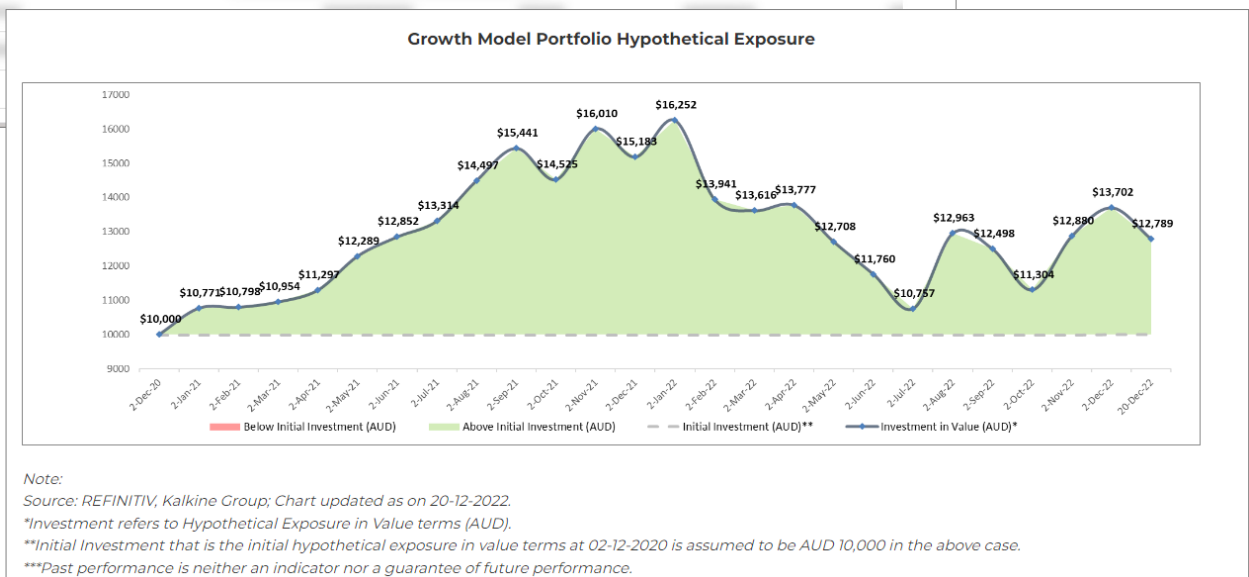
#### Growth Model Portfolio

Details of stocks comprising the model portfolio Portfolio Value at Entry ▾

Code	Company Name	Entry Date	Closing Price (AUD) (As per Entry Date)	Market Cap (AUD Million) (As per Entry Date)	Current Portfolio V
NSR	National Storage Reit	21-12-2022	2.37	2,844.06	1
CMM	Capricorn Metals Ltd	21-12-2022	4.78	1,790.99	1

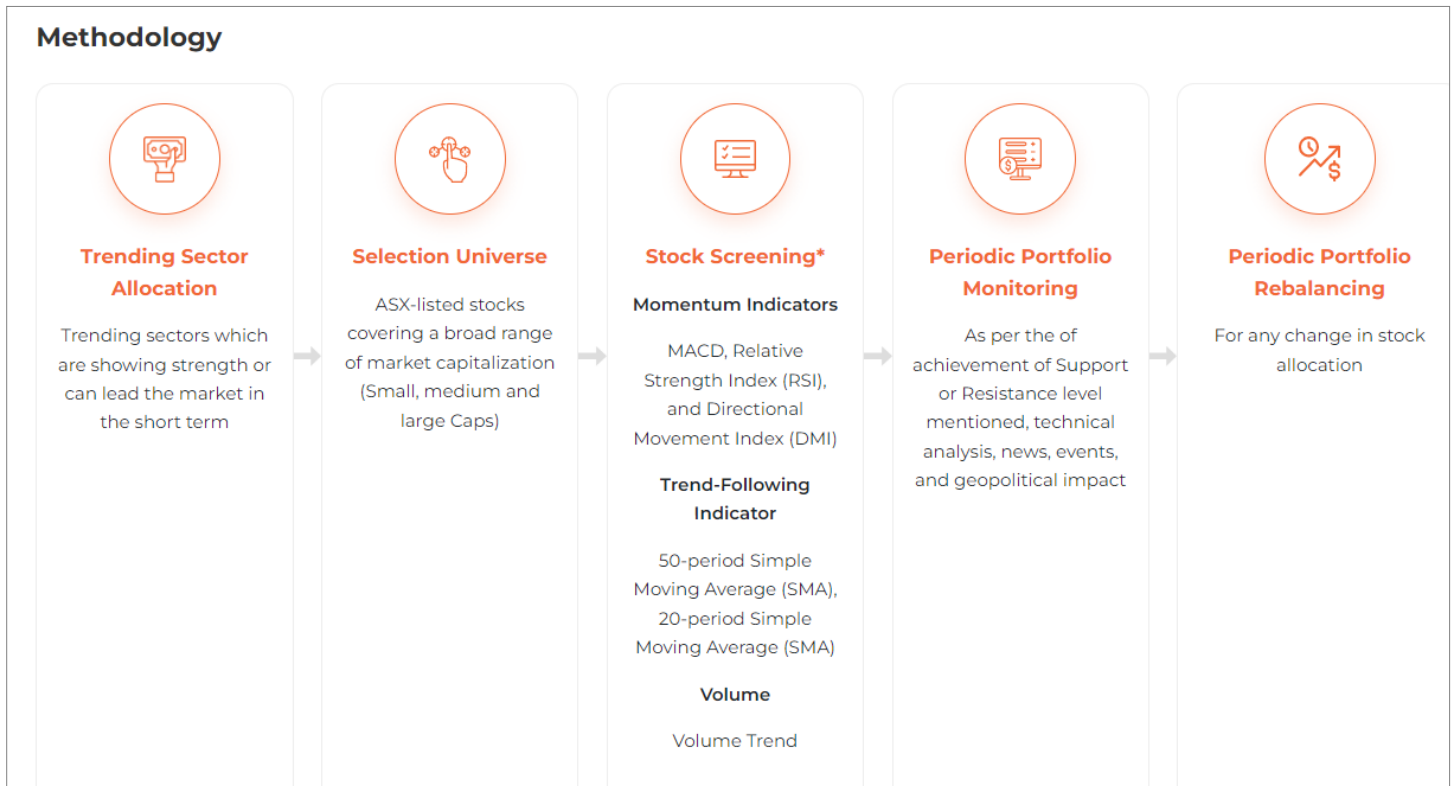
**Want To Unlock?**  
 Login/Signup to see more companies

[Login/Signup](#)



# Momentum Model Portfolio

The model portfolio is constructed based on a momentum strategy, considering the short-term risk-reward ratio. The inclusion of the stocks is driven by certain technical parameters.



# Financial Data and Interactive Charting Interface for Quick Decision Making

Kalkine's platform provides the company's financial data, related news, and announcements, along with an interactive charting capability to help its users gauge the current stock price action, visualize any short-term and long-term trading signals, and customize the chart by selecting trading indicators.

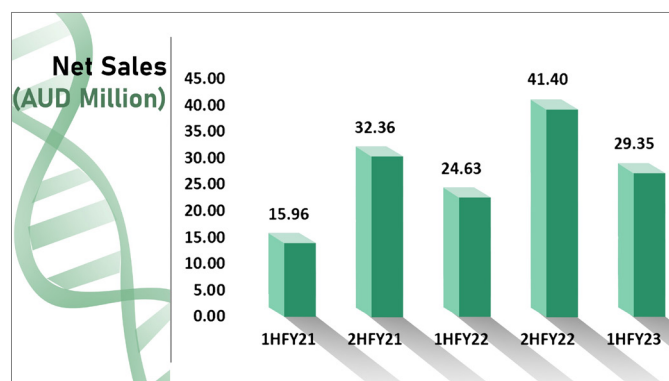
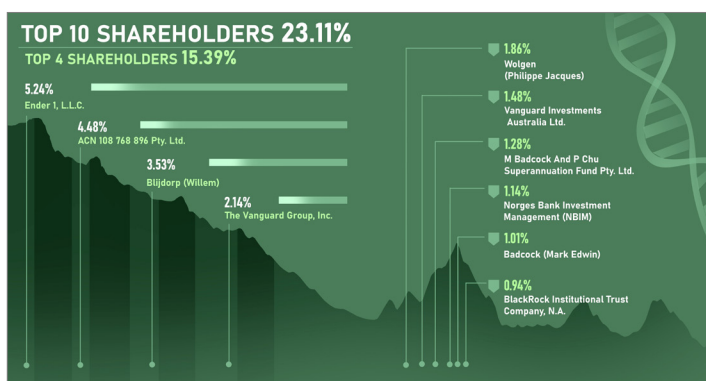
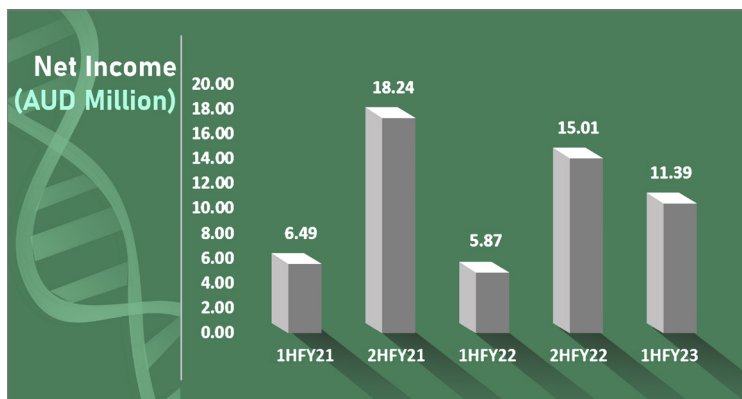


Breakdown	30/06/2022	30/06/2021	30/06/2020	30/06/2019	30/06/2018
Operating Revenue <sup>?</sup>	94.496B	81.899B	82.554B	83.93B	88.042B
Other Revenue <sup>?</sup>	2.029B	676.272M	1.02B	990.388M	204.09M
<b>Total Revenue <sup>?</sup></b>	<b>96.525B</b>	<b>82.576B</b>	<b>83.574B</b>	<b>84.92B</b>	<b>88.246B</b>
Interest Income <sup>?</sup>	117.579M	87.9M	99.428M	629.942M	409.892M
Interest Expenses <sup>?</sup>	-1.524B	-1.822B	-1.822B	-2.022B	-2.022B
Total operating expenses <sup>?</sup>	-37.126B	-32.092B	-28.822B	-28.822B	-28.822B
<b>EBITDA <sup>?</sup></b>	<b>59.399B</b>	<b>49.686B</b>	<b>54.752B</b>	<b>56.102B</b>	<b>59.424B</b>



# Detailed Financial & Company Insights

Kalkine Professional provides access to the key financial and operational data, shareholder data, key positives and negatives, and management insights on forward-looking statistics, upcoming events and risks associated.



## Technical Analysis

Our in-depth technical research provides proper entry and exit points, risk-reward scenarios, time-frames, and proprietary technical scores for short-term and swing trading opportunities.

Stock SPN's Recommendation Summary						
Rating	Entry Price# (at or above) AUD	Target 1* AUD	Target 2* AUD	Stop Loss^ AUD	Duration	Observation
Speculative Buy	0.36	0.42	0.45	0.31	4-6 Weeks	As per chart analysis, if the stock surpasses Target 2, prices can move within the range of AUD 0.45-0.50 levels

**Analysis:** Kalkine Group; **Note:** Data as on 11 May, 2023 at 10:17 AM Sydney, Australia GMT+10

#For entry price, kindly refer the entry price note below.


\*Target Price can vary by +/- 1.5%

^Stop-loss will be considered if prices close at or below the stop-loss level indicated above.


# Tracking recent market events and trending sectors

Stay updated with recent news and events, expert analysis, and their impact on stock price, with Kalkine Professional.


### Quick Updates on Consumer Staples Space




**Food retailing has registered a 13<sup>th</sup> consecutive monthly uptick, primarily driven by rising food inflation.** Food retailing increased by nearly 1.0% MoM and stood at AUD 14.01bn in March 2023



**In March 2023, the household spending increased by 8.2% PcP on calendar adjusted basis.** Spending for services and goods increased by 11.4% and 4.8% PcP, respectively



**Spending on food rebounded with a 2.4% QoQ uptick following 4 consecutive dips in December 2022 quarter,** primarily attributed by gradual improvement in fruit and vegetable supply



**Businesses in cafes, restaurants & takeaway food services are passing through their cost inflation to consumers via price rises.** The cafes, restaurants & takeaway food services advanced by 1.5% MoM and stood at AUD 5.32bn

Source: Based on Australian Bureau of Statistics Data; Analysis: Kalkine Group

### CONSTRUCTIVE INDICATORS

**On 10 May 2023, the Australian government announced the 2023-24 budget, unfolding its agenda towards its investment portfolio.** AUD 61.4mn is expected to be funded to support the operation and establishment of the National Reconstruction Fund (NRF) corporation. Establishing the AUD 394.4mn Industry Growth Program may help small and medium enterprises (SMEs) to commercialize ideas and generate business growth.

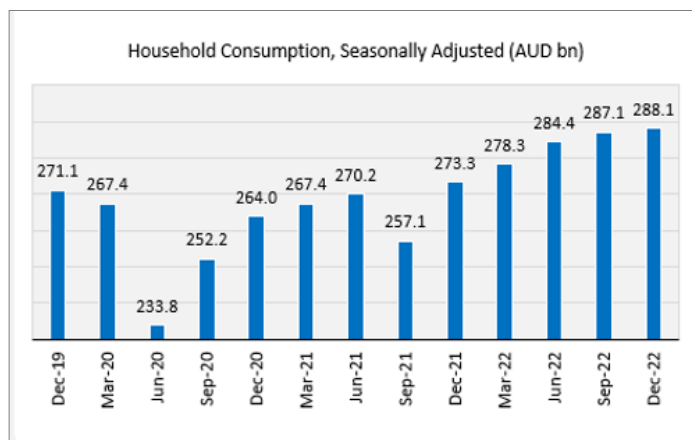
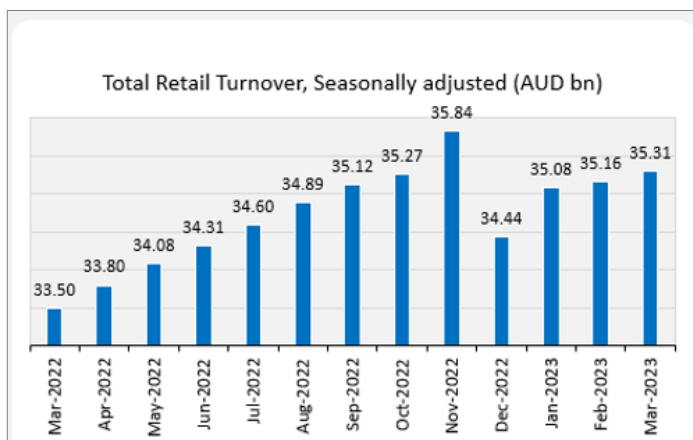
### GROWTH PROSPECTS

**An additional AUD 200mn is expected to replenish the Major Projects Business Case Fund (MPBCF) to develop strategically significant projects.** The Thriving Suburbs Program was funded with AUD 200mn over the two years from 2024-25 to address the shortfall in priority community infrastructure. The AUD 150mn Urban Precincts and Partnerships Program is expected to support the transformation investment in urban Australia.

### KEY RISKS TO CONSIDER

**Total private new capital expenditure in the construction industry slipped by 13.3% QoQ and 9.9% PcP in the December 2022 quarter.** In March 2023, the seasonally adjusted estimate for the value of the total building slipped by 5.9% MoM. In December 2022, the total dwelling commencements declined by 6.7% QoQ and 21.9% PcP to 41,374 dwellings.

Source: Based on The Australian Bureau of Statistics, The Australian Government Department of Industry, Science and Resources Data; Analysis: Kalkine Group



Source: Based on Australian Bureau of Statistics Data; Analysis: Kalkine Group

# To explore more, please get in touch with us!



## Free Demo can be Scheduled

Explore Kalkine Professional without any obligation by booking a free tour with one of our Client Service Managers.

 PHONE: (02) 90559490

 EMAIL: [info@kalkine.com.au](mailto:info@kalkine.com.au)



## To activate a free 7-day trial

Get access to Kalkine Professional by just signing for a 7-days free trial.

<https://kalkine.com.au/kalkine-professional>




## Customer Support

As a part of your paid membership to “Kalkine Professional”, we provide subscribers the ability to call and speak to our representatives about any questions you may have about our services between the hours of 9:00 AM – 6:00 PM Monday to Friday. In summary, “Kalkine” is happy to answer calls regarding our published material, however, due to strict compliance requirements, we simply cannot answer questions related to your personal financial circumstances.

**Note:** The information given by Kalkine is general information or advice only. It does not take into account any of your personal objectives, circumstances or needs. Not all investments are appropriate for all people. If you do not feel confident making a decision based on our general recommendations, you should consider obtaining personal advice from an authorised adviser.



# Get access to **Kalkine Professional** Now!

 SUITE 202, 234 GEORGE STREET,  
SYDNEY, NEW SOUTH WALES,  
AUSTRALIA. 2000

 (02) 90559490

 [info@kalkine.com.au](mailto:info@kalkine.com.au)



## DISCLAIMER

The information given by Kalkine Pty Ltd ABN34 154 808 312 (Australian Financial Services License Number 425376) is general information/advice only. It does not take into account any of your personal objectives, circumstances or needs. Choosing an investment is an important decision. If you do not feel confident making a decision based on Kalkine's recommendations, you should consider obtaining personal advice from an authorised adviser.

There may be a Product Disclosure Statement, Information Statement or other offer document for the securities or other financial products referred by Kalkine. You should obtain a copy of the relevant Product Disclosure Statement, Information Statement or offer document and consider the statement or document before making any decision about whether to acquire the security or product.

You should also seek advice from a financial adviser, stockbroker or other professional (including taxation and legal advice) as necessary before acting on any general advice provided on Kalkine website. Not all investments are appropriate for all people. Our website may contain information on past performance of particular investments. Past performance is not an indicator of future performance.

Hypothetical returns may not reflect actual performance. Any displays of potential investment opportunities are for sample purposes only and may not actually be available to investors.

The information provided by Kalkine does not constitute an offer to sell securities or a solicitation of an offer to buy securities.

Copyright 2023 Krish Capital Pty. Ltd. All rights reserved. No part of this brochure, or its content, may be reproduced in any form without our prior consent.